


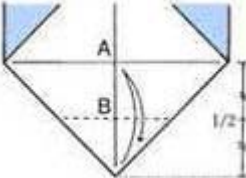
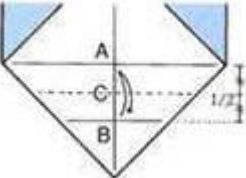
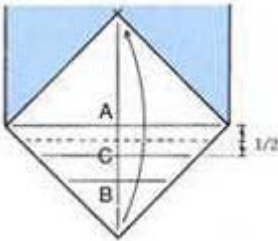
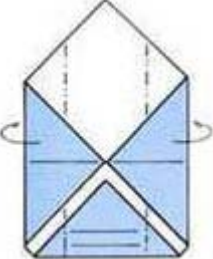
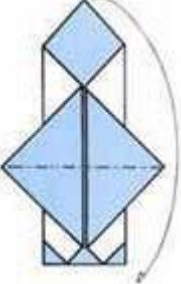
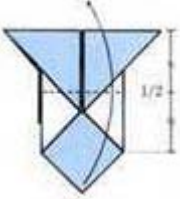
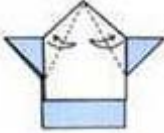
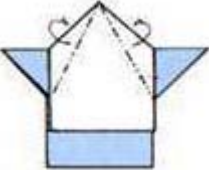
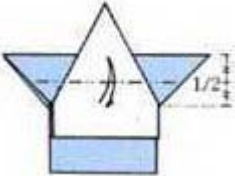
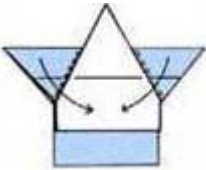
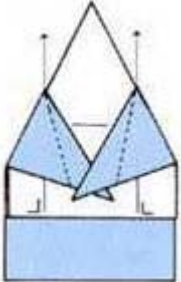
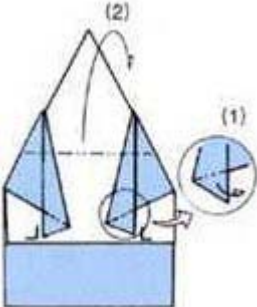

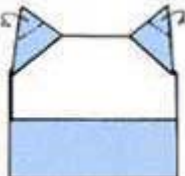
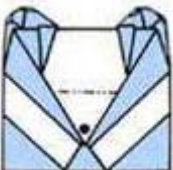
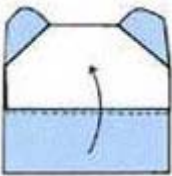
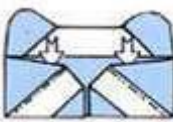

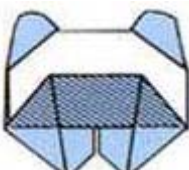
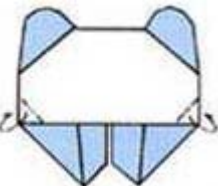
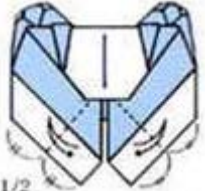
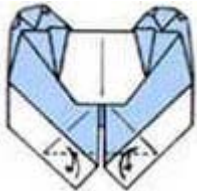
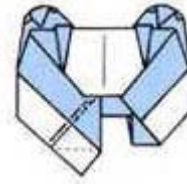
 <p>Face</p> <p>1/2</p>	<p>ii</p>	<p>Symbols</p>  <p>Fold & open</p>  <p>Fold Inward</p>  <p>Fold Outward</p>	<p>ii</p>
 <p>A</p> <p>B</p> <p>1/2</p>	<p>Bring the corner to A and open to make line B</p>	 <p>A</p> <p>C</p> <p>B</p> <p>1/2</p>	<p>Bring B to A to make line C</p>
 <p>A</p> <p>C</p> <p>B</p> <p>1/2</p>	<p>Bring C to A to have another line in the middle</p>		<p>Fold left and Right triangle to back and <u>Turn Over</u></p>
	<p>Fold it so that the center of triangle facing out & <u>Turn Over</u></p>	 <p>1/2</p>	<p>Bring the bottom corner upward</p>
	<p>Fold the both triangles and open</p>		<p>Fold the triangles to backward</p>

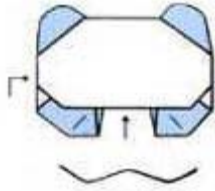
	<p>Fold and open</p>		<p>Fold the left and right wings inward</p>
	<p>Try to arrange the tips</p>		<p>Fold the extra portion backward as in picture (1)</p>
	<p>Fold backward</p>		<p>Fold backward once more (Ears) & <u>Turn over</u></p>
	<p>Fold the ear part to make circular shape & <u>Turn Over</u></p>		<p>Fold inward</p>
	<p>Open the arrow section to make the next shape</p>		<p>ii</p>
	<p>Insert the shade area</p>		<p>Fold backward & <u>Turn Over</u></p>
	<p>Fold & open as shown in the diagram</p>		<p>Fold & open as shown in the diagram</p>



Insert the areas according to the dotted lines



ii



Blow air into the arrow areas



ii